



E-Safety

Comberton Village
College

M Mannas

Aims

- Raise awareness
- Discuss some of the technologies out there
- Offer some practical advice
- Chance to voice concerns

Comberton

- Sessions on E-safety in year 7 PD days
- Whole school assembly in year 7
 - Introduction to E-safety at Comberton
- Sessions on E-safety in year 8 PD days
- Year 7-13 assemblies on relevant e-safety issues
- Staff training
- Embedding E-safety messages in school life.
- Regular updates to parents using News@Com

What is E-safety?

E-safety means knowing about potential threats when you are online; knowing what you can and cannot (legally) do when you are online; and knowing how to protect yourself from some of the risks that are involved in using the internet.

E-safety covers 'All fixed and mobile technologies that children and young people may encounter, now and in the future, which allows them access to content and communications that could raise E-safety issues or pose risks to their wellbeing and safety.'

Potential Dangers

- Cyberbullying
- Inappropriate content
- Poor future practices being established
- Sexual exploitation

Social Media

2014 41%
2015 35%
2016 19%
2017 11%
2019 8%

Globally facebook is the largest social media network.

We have noticed a shift away from facebook and students are now much more likely to have an instagram account rather than facebook.



Facebook is a social utility that connects people with friends and others who work, study and live around them. People use **Facebook** to keep up with friends, upload an unlimited numbers of photos, share links and videos.

Social media

2014 64%
2015 73%
2016 64%
2017 72%
2019 71%



Instagram

Instagram is a **fast, beautiful and fun** way to share your life with friends and family. Take a picture or video, choose a filter to transform its look and feel, then post to Instagram — it's that easy. You can even share to Facebook, Twitter, Tumblr and more. It's a new way to see the world.

Snap chat

Experience a totally new way to communicate. Snap a photo or a video, add a caption, and send it to a friend (or maybe a few). They'll view it, laugh, and then the snap disappears from the screen - unless they take a screenshot! If you want to share a Snap with all of your friends, add it to your Snapchat Story, a living narrative where each Snap lives for 24 hours until it disappears, making room for the new.

2014 45%
2015 57%
2016 57%
2017 61%
2019 65%



Twitter

Welcome to Twitter.
Start a conversation,
explore your
interests, and be in
the know

2014 27%
2015 23%
2016 14%
2017 9%
2019 17%

twitter 

Ask fm

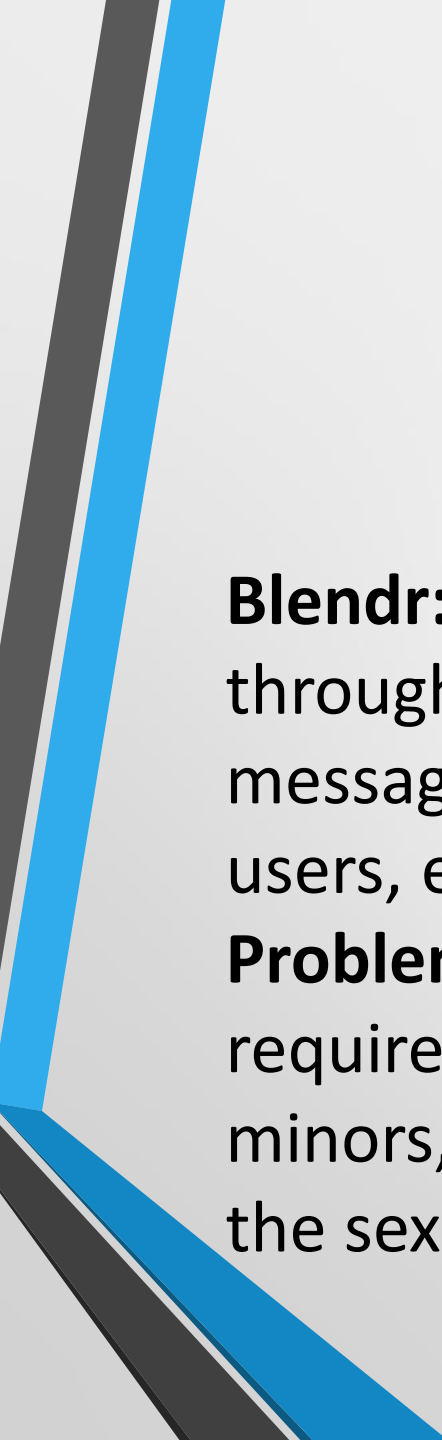
Receive your questions anywhere.
Answer anytime.
Simple, intuitive interface.
Stay notified by push notifications.
Easy access to anyone you follow.
NEW! Now you can watch video
answers on your mobile.



Other social networks


Tinder: An app that is used for hooking-up and dating. Users can rate profiles and find potential hook-ups via GPS location tracking. 450 million profiles are rated every day! The good news is, this app pulls information from user's Facebook profiles, so it is more authenticated than other apps.

Problem: It is easy for adults and minors to find one another. Also, due to the rating system, it is often used for cyber-bullying, because a group of kids can target another kid and purposefully make his/her rating go down.



Blindr: A flirting app used to meet new people through GPS location services. You can send messages, photos, videos, rate the hotness of other users, etc.

Problem: There are no authentication requirements, so sexual predators can contact minors, minors can meet up with adults. And again, the sexting.

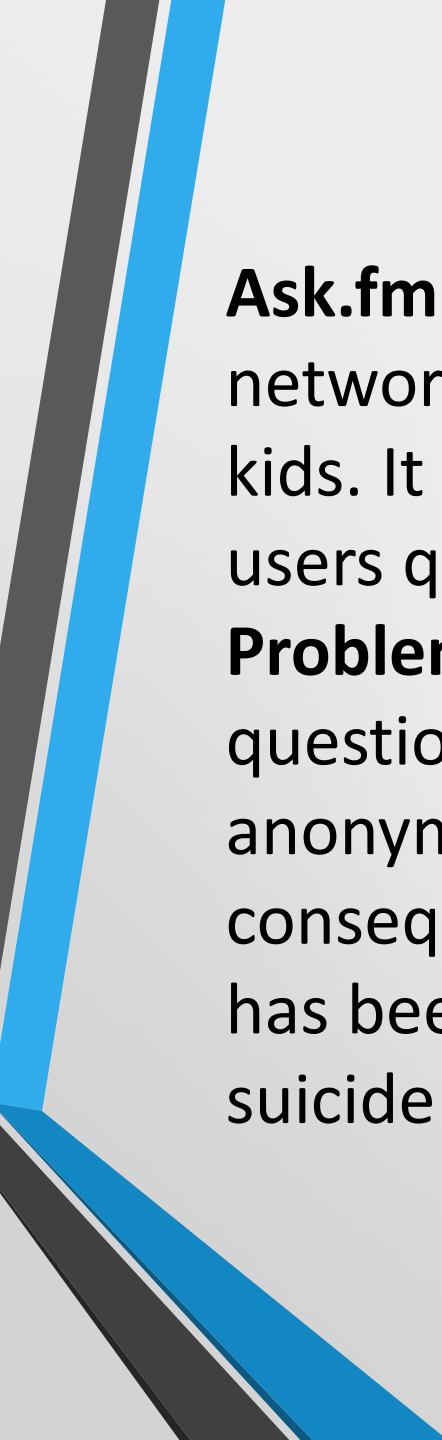


Kik Messenger: An instant messaging app with over 100 million users that allows users to exchange videos, pics and sketches. Users can also send YouTube videos and create memes and digital gifs.

Problem: Kids using the app for sexting and sending nude selfies through the app is common. The term “sext buddy” is being replaced with “Kik buddy.” Kids use Reddit and other forum sites to place classified ads for sex by giving out their Kik usernames. Also, Kik does not offer any parental controls and there is no way of authenticating users, thus making it easy for sexual predators to use the app to interact with minors.

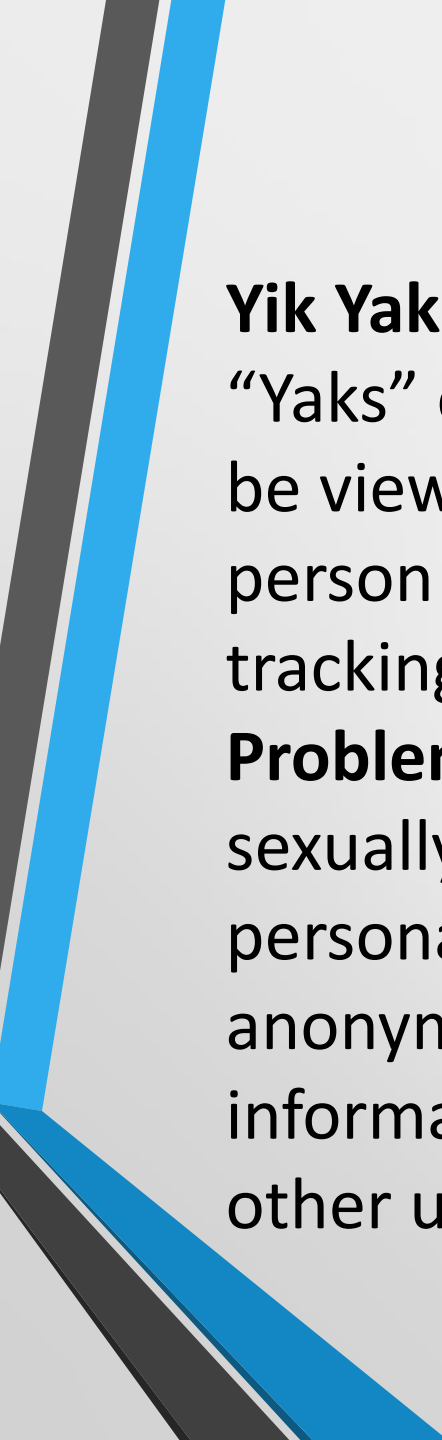
Whisper: Whisper is an anonymous confession app. It allows users to superimpose text over a picture in order to share their thoughts and feelings anonymously. However, you post anonymously, but it displays the area you are posting from. You can also search for users posting within a mile from you.

Problem: Due to the anonymity, kids are posting pics of other kids with derogatory text superimposed on the image. Also, users do not have to register to use Whisper and can use the app to communicate with other users nearby through GPS. A quick look at the app and you can see that online relationships are forming through the use of this app, but you never know the person behind the computer or phone. Sexual predators also use the app to locate kids and establish a relationship. One man in Seattle, Wash., was charged with raping a 12-year-old girl he met on this app in 2013.



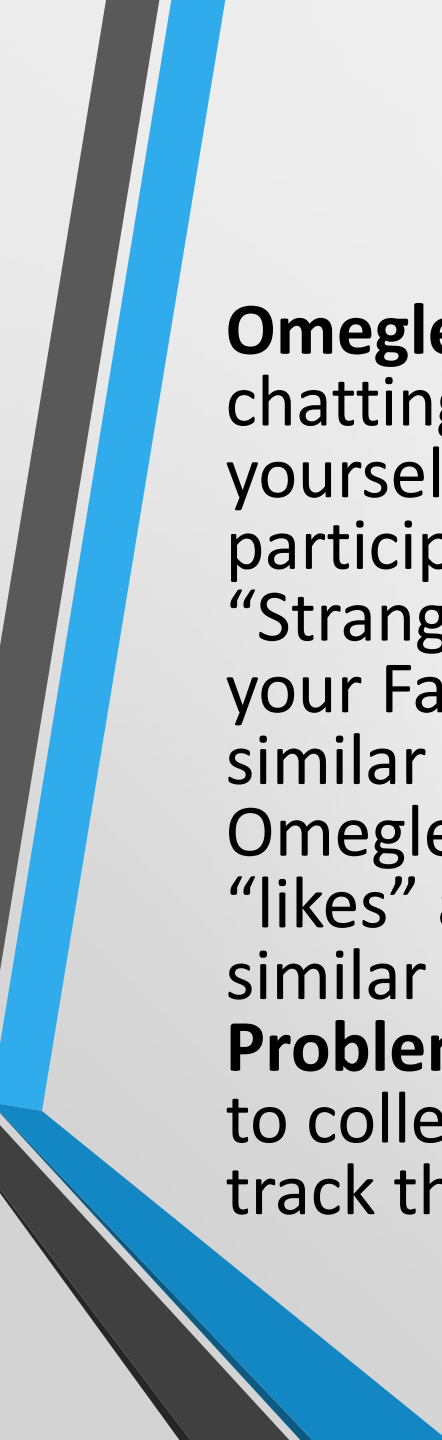
Ask.fm: Ask.fm is one of the most popular social networking sites that is almost exclusively used by kids. It is a Q&A site that allows users to ask other users questions while remaining anonymous.

Problem: Kids will often ask repeated derogatory questions that target one person. Due to the anonymity of the badgering, it creates a virtually consequence-free form of cyber-bullying. Ask.fm has been associated with nine documented cases of suicide in the U.S. and the U.K.



Yik Yak: An app that allows users to post text-only “Yaks” of up to 200 characters. The messages can be viewed by the 500 Yakkers who are closest to the person who wrote the Yak, as determined by GPS tracking.

Problem: Users are exposed to and are contributing sexually explicit content, derogatory language and personal attacks. Although the posts are anonymous, kids start revealing personal information as they get more comfortable with other users.



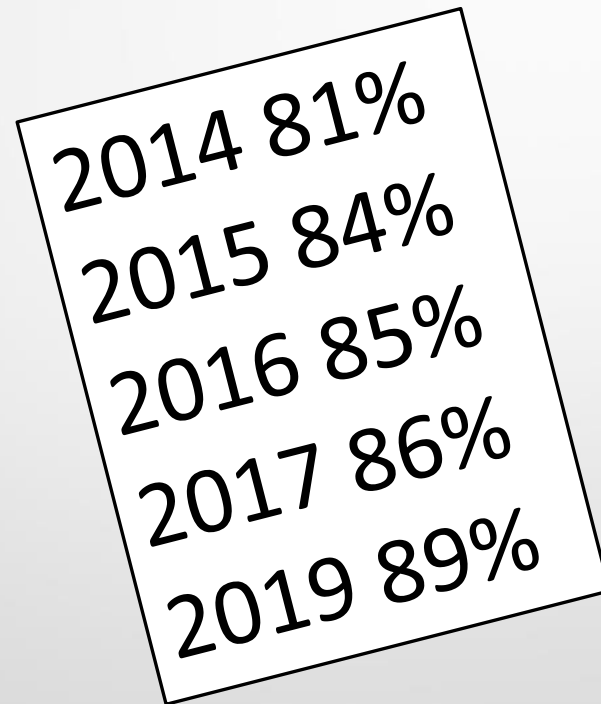
Omegle: This app is primarily used for video chatting. When you use Omegle, you do not identify yourself through the service. Instead, chat participants are only identified as “You” and “Stranger.” However, you can connect Omegle to your Facebook account to find chat partners with similar interests. When choosing this feature, an Omegle Facebook App will receive your Facebook “likes” and try to match you with a stranger with similar likes.

Problem: Sexual predators use this app to find kids to collect personal information from in order to track them down more easily in person.

Down: This app, which used to be called *Bang With Friends*, is connected to Facebook. Users can categorize their Facebook friends in one of two ways: They can indicate whether or not a friend is someone they'd like to hang with or someone they are "down" to hook-up with.

Problem: Although identifying someone you are willing to hook-up with doesn't mean you will actually hook-up with them, it creates a hook-up norm within a peer group. Depending on your sexual values, this might be something you don't want for your child. Also, because of the classification system, a lot of kids will feel left out or unwanted, which can lead to anxiety, etc.

How many year 8 students have access to at least one social network?



How students access social networks

1. Computer 3%
2. Phone 53%
3. Other device 2%
4. Computer and phone 12%
5. Computer and other device 3%
6. Phone and other device 20%
7. Computer, Phone and other device 7%

Phones are therefore used by 92 % of year 8 students at some point to access social networks (92% in 2017 89 % in 2016 86 % in 2015 73% in 2014).



13

Be safe online

- **Know who are you talking to**
- **Profiles**
 - keep it private
 - don't share personal information
- **Photos/Videos**
 - be careful
 - not in/from school
- **Think before you post**

Be safe online

- Know who are you talking to
- **Profiles**
 - keep it private
 - don't share personal information
- **Photos/Videos**
 - be careful
 - not in/from school
- Think before you post

Privacy settings when using their preferred social network

90% of students knew exactly how to change their privacy settings on their preferred social network.

Of that 90% **8%** of students had not changed the privacy settings.

Social networking privacy settings.

26 % (2017 – 24%, 2015-22%, 2014-50%) of students who used social media had one or more accounts where they had not changed the privacy settings.

7% (2017 – 6%, 2015-9%, 2014 -14%) had changed no settings on any account.

Be safe online

- **Know who are you talking to**
- **Profiles**
 - keep it private
 - don't share personal information
- **Photos/Videos**
 - be careful
 - not in/from school
- **Think before you post**

Social networking “friends”

40% of year 8 student had 300 or more friends online.

22% of year 8 students have not had any contact from over half their online friends.

48% of year 8 students have accepted a friend request from someone they didn't know.

38% of year 8 students have requested to be friends with someone they don't know.

Be safe online

- **Know who are you talking to**
- **Profiles**
 - keep it private
 - don't share personal information
- **Photos/Videos**
 - be careful
 - not in/from school
- **Think before you post**



Location services

43% of students didn't know what location services were when asked.

For those who did know over half (43% had not turned them off for social networks where they post images).

Inappropriate images

29 % of year 8 students have taken an inappropriate image on their phone (2017 – 23 %, 2016 – 23%, 2015-28%, 2014-17%).

12 % of year 8 students have taken an inappropriate image on a camera (2017 – 14%, 2016 – 13% ,2015-12% 2014-10%).

12% of year 8 students have shared an inappropriate image online (2017 – 13%, 2016-19%, 2015-15%, 2014-9%).

32% of year 8 students have sent an inappropriate to someone else by phone (2017 -21%, 2016-22%, 2015-20%, 2014-19%).



Sexting...what is it?

Sexting is when somebody uses their mobile to send an inappropriate image to other people.

The Law – on sexting

Under British law it is legal to have sex aged 16, but it is illegal and a serious criminal offence to take, hold or share "indecent" photos of anyone aged under 18.

Those breaking the law could be prosecuted and be placed on the **Sex Offenders Register**.

The Risks

- Bullying / harassment
- Lack of control of images
- Your 'digital footprint'
- Future career / job issues
- Where the images might end up...
- The legal implications

Be safe online

- **Know who are you talking to**
- **Profiles**
 - keep it private
 - don't share personal information
- **Photos/Videos**
 - be careful
 - not in/from school
- **Think before you post**

Derogatory/hurtful posts

26% of year 8 students have posted derogatory or hurtful comments about someone else
(2017 – 30%, 2016–23%, 2015 -32% 2014-24%).

57 % say they have had something posted about them which was derogatory or hurtful
(2017 – 53%, 2016-46%, 2015-55% 2014-57%).

What is Cyberbullying?

Cyberbullying (or online bullying) is using modern communication technology to deliberately and repeatedly harass, humiliate, embarrass, torment, threaten, pick on or intimidate someone.

Types of Cyberbullying

- Email
 - Sending threatening emails or intimidating someone
- Social Networking Sites
 - Posting hurtful comments on someone's profile, faking profiles
- Chat
 - Saying nasty things in chat and instant messaging
- Gaming
 - Ganging up on another player or excluding them

Types of Cyberbullying

- Phone
 - Making prank calls, nasty texts and photo messages
- Webcams
 - Making people do things on webcams that upset them
- Forums and Message Boards
 - Ganging up on someone, excluding someone,
 - Making hurtful comments

What can you do?

- Tell someone you trust
- Report any cyberbullying, even if it's not happening to you
- Never respond/retaliate as it could make matters worse
- Block the cyberbullies from contacting you
- Save and print any bullying messages, posts, pictures or videos that you receive
- Make a note of the dates and times they are received
- Keep your passwords private
- Don't post any personal information or pictures online

How safe do year 8 students feel when they are using social networks?

1. Extremely safe 15%
2. Safe 51%
3. Not safe 11%
4. Never thought about it 23%

How students can use social networking safely.

Create avatars for profile pictures

Privacy settings – use them

Turn off location services

Make sure online friends are real life friends

Think before you post

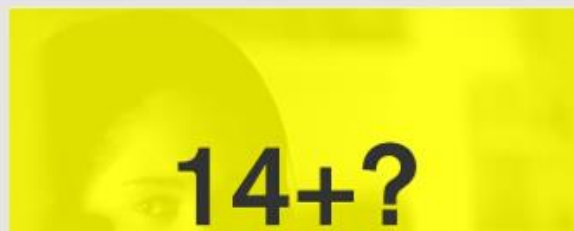
Like the CEOP page on facebook

Report abuse and block users after reporting



Welcome to CEOP's Thinkuknow

Are you...





A National Crime Agency
command

If you need to hide this site
quickly, just click here



Has something happened online that has made you feel worried or unsafe?

Make a report to one of CEOP's Child Protection Advisors

Should I make a report to CEOP? →

If you're worried about online abuse or
the way someone has been
communicating online, let CEOP know.



What happens when I make a report? →

One of our experienced child protection
advisors will be there to make sure you
get the help that you need.



How can CEOP help me? →

Online abuse affects many children and
young adults every day, CEOP has
helped thousands of people in need of
support.



[Make a Report](https://www.ceop.police.uk/CEOP-Reporting/)

<https://www.ceop.police.uk/CEOP-Reporting/>

Parental tips

Encourage access in a space/time which can be supervised.

Agree to allow accounts as long as you can also access them.

Agree to accounts as long as you allow you to become their “Friend” so you can monitor.

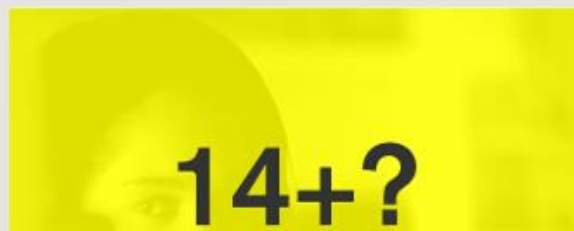
E-safety page on the school website.

Be aware. Talk to them about their useage.



Welcome to CEOP's Thinkuknow

Are you...





I would like advice on...

- Home
- Get Advice
- Concerned about your child?
- How to get help
- Who are we?
- Support tools

Parents Homepage

Protecting your children from abuse online

I need to report an incident

> I need to report an incident

I'm concerned about my child

> I'm concerned about my child

I'd like to understand more about keeping my child safe

> I'd like to understand more about keeping my child safe

Other useful links

saferinternet.org.uk

[Lets fight it together](#)

thinkuknow.co.uk

[CEOP](#)

[Caught in the web](#)

combertonvc.org/safety

<http://www.forevermom.com/parents-kids-10-dangerous-apps-time-hit-delete/>

<https://www.net-aware.org.uk/networks/?order=title>